



### District Report Card: 2017


<b>State:</b> Nagaland	<b>District:</b> Kohima
<b>Class:</b> 5	<b>Subject:</b> Language
<b>Schools:</b> 48	<b>Students:</b> 695


### Participation/Coverage


#### Students

<div>GENDER</div> <div></div>	Boys		Girls	
	Number	%	Number	%
	311	44.75	384	55.25

<div>AREA</div> <div></div>	Rural		Urban	
	Number	%	Number	%
	348	50.07	347	49.93

<div>CATEGORY</div> <div></div>	SC		ST		OBC		GEN	
	Number	%	Number	%	Number	%	Number	%
	49	7.05	566	81.44	33	4.75	47	6.76

<div>CWSN</div> <div></div>	LD	VI	HI	S&LD	ID	Oth
	1	0	0	0	1	0

<div>Management</div> <div></div>	Government		Government-aided	
	Number	%	Number	%
	695	100.00	0	0.00

### Average Performance of Students in Language (%)

Overall	Gender		Area		Management		Social Group			
	Male	Female	Rural	Urban	Govt.	Aided	SC	ST	OBC	GEN
50.91	50.38	51.34	52.47	49.34	50.91	0.00	47.48	51.50	55.15	44.40

## Performance on Learning Outcomes (LOs)

Learning Outcomes	Description	Average Performance(%)
L504	Reads and comprehends independently storybooks, news items/ headlines, advertisements etc.	49.81
L508	Reads text with comprehension, locates details and sequence of events	51.45

Range of Performance of Students who Answered Correctly							
Below 30%		30% - 50%		50% - 75%		Above 75%	
Number	%	Number	%	Number	%	Number	%
101	14.53	252	36.26	273	39.28	69	9.93

## Lowest Performing Learning Outcomes (LOs)

- 1 - Reads and comprehends independently storybooks, news items/ headlines, advertisements etc. (49.81)
- 2 - Reads text with comprehension, locates details and sequence of events (51.45)